



NAVARA



LIVE LIFE WITHOUT LIMITS

The new Nissan Navara has upped the ante in ruggedness, style, safety, comfort and driving pleasure while remaining true to its heritage of durability, reliability, versatility, and fuel efficiency. And the complete confidence of knowing that whatever you want to do, wherever you want to go, you can count on the new locally produced Nissan Navara to take you there.

The ability to make every day an adventure, with a capability and sophistication that opens up a whole new world for you to explore. Navara is loaded with the tech you need to shift into 4x4 and cruise rolling dunes, tackle river crossings with ease or climb an extreme 4x4 trail with unmatched capability. Made possible with big, bold style. The new Nissan Navara is tough, geared to excite and ready to conquer whatever comes next.



**BOOK A
TEST DRIVE**



**REQUEST A
CALL BACK**



**REQUEST
A QUOTE**



**LOCATE A
DEALER**



MADE FOR YOUR JOURNEY

Looking for a single or double cab perfectly suited to your functional or lifestyle needs? The new Nissan Navara's expanded range has just the vehicle for you. With over 85 years' experience building tough, reliable bakkies, the new locally-produced Nissan Navara has evolved over the years and is designed to impress with top-class new features, styling and technology.

Nissan produced the first pickup in 1935, along the way pioneering the King Cab in 1977, the innovative Utili-track tie down system in 2005, and today the leader in the use of the 5-link coil spring rear suspension on a 1-ton bakkie. With a proud legacy of reliability and innovation, Nissan Navara continues to blaze the trail, whether at work or on an adventure.



**BOOK A
TEST DRIVE**



**REQUEST A
CALL BACK**



**REQUEST
A QUOTE**



**LOCATE A
DEALER**

INTELLIGENT AROUND VIEW MONITOR

IT'S A TIGHT SQUEEZE, BUT YOU'LL GET THROUGH WITHOUT A SCRATCH.

The path ahead may be tricky and treacherous but with Navara's advanced safety tech on your side you can afford to be fearless. Wheel scraping boulders? Severe drop-offs? No problem. Four cameras give you a 360-degree overhead view of every obstacle. Think of it as your own on board high-tech aerial guide.



Off-road - On rough terrain, the Intelligent Around View Monitor becomes your personal spotter. With a designated off-road mode, at slow speeds in 4 LO, it gives you a clear view of the surrounding terrain so you can see exactly where to place your front wheels.

Trailer Hook-up - Having a 360-degree view is especially useful when connecting to a trailer. Active guidelines help you place your Navara perfectly, while it's also ideal for negotiating a tight parking spot.

Around View Monitor - The system creates a 'bird's-eye view' of the vehicle's surroundings, which is then displayed on the infotainment screen.

Moving Object Detection - Nissan Navara's intelligent cameras are also able to detect moving objects around the vehicle, making it easier and safer to park with confidence.



BOOK A
TEST DRIVE



REQUEST A
CALL BACK



REQUEST
A QUOTE



LOCATE A
DEALER

SAFETY AND DRIVER ASSIST TECHNOLOGY

WHEREVER YOU GO, BRING A WINGMAN.

Just because you can't see the obstacles doesn't mean they're not there: A car in your blind spot, distractions that make you stray from your lane, someone zipping by as you're backing out of a crowded parking lot. Now you can drive with confidence because whatever comes your way, you've got a wingman on your side.



NISSAN
INTELLIGENT
MOBILITY



Intelligent Emergency Braking Help if you need it. It monitors your speed and distance between you and the car ahead and can let you know if you need to slow down. It can also automatically engage the brakes to help avoid a collision or lessen the severity of an impact.



Blind Spot Warning This feature keeps an eye on the blind spot area and gives you a heads-up when it detects a vehicle in that area. If you begin to change lanes, the system alerts you in order to avoid danger.



Lane Departure Warning With clear lane markings, Lane Departure Warning can instantly detect when you stray out of your lane and alerts you so you can take corrective measures.



Intelligent Forward Collision Warning The Nissan Navara is on the lookout when you can't see what's going on up ahead. Watching two vehicles in front, it provides a warning to slow down when it detects sudden deceleration in front of you.



Rear Cross Traffic Alert Backing out of your parking space, Rear Cross Traffic Alert monitors the rear of your Navara and warns you about cars it detects creeping up from either side.

Intelligent Driver Alert Monitors your driving patterns and steering behaviour to detect abnormal changes. If inattention is detected, audible and visual alerts are presented.



BOOK A
TEST DRIVE



REQUEST A
CALL BACK



REQUEST
A QUOTE



LOCATE A
DEALER

OFF-ROAD TECHNOLOGY

CLIMB, SWIM, CRAWL, FLY, CONQUER, AND NEVER BACK DOWN.

You've picked a climb so remote, it isn't even on the map. Now you need advanced tech to make it your own. Slippery stuff? You'll push through like a pro as the electronic locking rear differential digs in. Heavy-duty ruts and bumps? Steep inclines or declines? You're in complete control as the Navara's long-travel off-road suspension soaks up the harsh stuff and gives you a smooth, comfortable ride. So when you're faced with challenging terrain, no worries - with Navara it's your playground, whatever your journey.



Hill Descent Control Helps make going down steep grades more manageable by automatically adjusting your speed and brake pressure to help keep you going at a controlled speed.



Hill Start Assist When you're on a steep incline, hill start assist helps stop you from rolling backwards.

Brake Limited
Slip Differential

Electronic Locking
Rear Differential



BOOK A
TEST DRIVE



REQUEST A
CALL BACK



REQUEST
A QUOTE



LOCATE A
DEALER

ADVANCED TECHNOLOGY WITH TRAILER SWAY CONTROL

ESCAPE THE CITY – AND GET AWAY TO SOMEWHERE SPECIAL

When you can go wherever you want and bring what you want, when you want, it opens up a whole new world of adventure and excitement. Campsite off the beaten track? Sho't left? Easy. Navara is equipped with advanced tech and unbeatable ruggedness, including a fully boxed frame, strengthened rear axle and upgraded brakes all engineered for towing. Big trailer? No sweat; with trailer sway control you're assured of a ride so smooth and straight, you may even forget you've got an extra load in tow.



3,500 KG

Maximum Towing (Braked) Capacity

1,086 KG

Maximum Payload Capacity (DC)

1144 KG

Maximum Payload Capacity (SC)

*PAYLOAD DIFFERS PER MODEL



BOOK A TEST DRIVE



REQUEST A CALL BACK



REQUEST A QUOTE



LOCATE A DEALER

FULLY BOXED, FULLY CAPABLE

NEVER BUCKLE IN THE FACE OF ADVENTURE

Get axle-deep in fun. Navara's toughness means confidence you can feel. Go anywhere, challenge yourself. Cruise the dunes, crawl over boulders – even wade through a river crossing. With a combination of strength, capability and skill that comes from decades of building authentic off-road pickups, Navara will take you wherever you want – explore or play.

Fully Boxed Frame: Unlike some three-sided frames, a fully boxed ladder frame won't twist over uneven terrain. This means more strength and, ultimately, more capability.

5-Link Rear Suspension*: Navara's 5-link rear suspension helps give a smoother ride, even in severe conditions. It also provides a more comfortable ride for those in the back.
*On Double Cabs.

Ground Clearance: With generous ground clearance and superior approach and departure angles, Navara is adept at fording ravines and climbing seriously rocky terrain.



**BOOK A
TEST DRIVE**



**REQUEST A
CALL BACK**



**REQUEST
A QUOTE**



**LOCATE A
DEALER**

POWERFUL ENGINE

EMBRACE AWESOME UPHILL CHALLENGES

The way ahead is measured in vertical feet instead of kilometres – and that’s the beauty of it. Navara has the power and torque you need to go where you want, when you want. Aim high and start your adventures.



2.5-L

Intercooled Turbo Diesel Engine

Efficiency and torque in one capable package. With a turbocharger and quick-shifting 7-speed automatic transmission or 6-speed manual transmission, you’ve got all the power you need to tow and haul.

MID OUTPUT
POWER 120 KW
TORQUE 403 NM

HIGH OUTPUT
POWER 140 KW
TORQUE 450 NM



BOOK A TEST DRIVE



REQUEST A CALL BACK



REQUEST A QUOTE



LOCATE A DEALER


LOAD UP AND GO ANYWHERE WITH CONFIDENCE

GET THE MOST OUT OF EVERY DAY

To make the most of an extraordinary day you need to bring all the toys. Get up before the sun and embark on a memorable journey to find that secret spot you can only reach with a real bakkie – Navara is up for it. Mountain biking after that? Rock climbing? Shisanyama? DIY duties? No problem – you’ve got easy access with an easy lift tailgate and a large load bin to bring along whatever you need, coupled with Nissan’s innovate Utili-track to make sure your gear is locked down and secure on your journey.



Utili-track Channel System Ideal for securing your cargo, this innovative system consists of two channels running the length of the pickup bed, plus four heavy-duty cleats which allow you to position stable tie-down points practically anywhere.



Integrated Bumper Step With a bakkie loadbox, getting to what you need is vital – especially when loaded. Navara’s new integrated bumper step gives you easy access. Available from SE Plus grade.



**BOOK A
TEST DRIVE**



**REQUEST A
CALL BACK**



**REQUEST
A QUOTE**



**LOCATE A
DEALER**

ARRIVING IN STYLE COMES STANDARD

The stylish LE Model comes standard with chrome finishes and 18 inch wheels to turn heads no matter the occasion. Headed to date night with your partner, the shisanyama or a braai with your friends, the car wash, a journey back home eMakhaya or on an adventure - you are guaranteed to show up in style with a bold new masculine design that commands attention.



**BOOK A
TEST DRIVE**



**REQUEST A
CALL BACK**



**REQUEST
A QUOTE**



**LOCATE A
DEALER**



LOAD UP AND GET READY TO TACKLE ANY TASK

THE NAVARA RANGE INCLUDES THE SINGLE CAB

Nissan Navara offers a Single Cab grade in an XE model and mid-grade SE designed to suit your functional needs in whatever industry or business environment you need the vehicle to perform.



**BOOK A
TEST DRIVE**



**REQUEST A
CALL BACK**



**REQUEST
A QUOTE**



**LOCATE A
DEALER**

DON'T JUST MAKE A SCENE, BE THE SCENE

PRO-4X

When heads turn as soon as you pull up, you know it's going to be a great night. You're dressed with style that draws a crowd, thanks to blacked-out trim, over-fenders, and orange-accented badges.

What's more, when you want to make a quick escape, 17" AT black alloy wheels and long-travel off-road suspension let you hit the streets with confidence and unmatched style in the new adventure ready PRO-4X and PRO-2X (2WD).



BOOK A TEST DRIVE



REQUEST A CALL BACK



REQUEST A QUOTE



LOCATE A DEALER

SEAMLESS CONNECTIVITY

FIND THE NEAREST TRAIL, OR THE BEST SPOTS IN TOWN.

Whether it's to beat the crowds – or be part of the crowd – advanced tech is your guide. Apple CarPlay integration and Android Auto let you connect the way you want. You can even customize the 8-inch touch-screen display like your favourite tablet. And with rapid charging from a state-of-the-art USB-C port, your phone will be ready for any occasion.



NissanConnect lets you seamlessly connect to your compatible smartphone, with Bluetooth streaming audio, Voice Recognition, and Navigation to keep you in the loop, and on the go.



Apple CarPlay® integration, equipped with Siri voice control, brings your contacts, favorite apps, music, maps, and more. Steering wheel controls give you easy access at your fingertips. Simply plug in your compatible iPhone and go.



Android Auto™ can get you where you're going with Google Maps™ as your guide, while Google Play™ Music provides the soundtrack along the way. Choose a song, change your destination, or respond to a text with your hands on the wheel using the hundreds of voice commands using Google Assistant™.



BOOK A
TEST DRIVE



REQUEST A
CALL BACK



REQUEST
A QUOTE



LOCATE A
DEALER

ADVANCED DRIVE - ASSIST DISPLAY

WHEN YOU'RE WELL INFORMED, YOU'RE IN COMMAND.

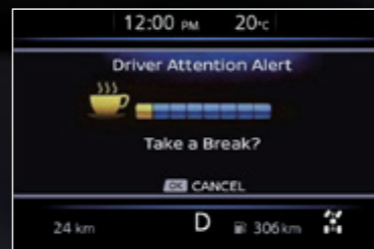
It's easy to be in control of the situation with Navara's Advanced Drive-Assist Display. Helping to keep your eyes on the road with less distraction means you're focused and relaxed, whether you're dodging boulders or negotiating city traffic. Navara's 7-inch Advanced Drive-Assist Display puts key information right where you want it. With a quick glance down, you have info on everything from music information to navigation directions and key driver's aid alerts. The system can even monitor your driving and suggest when you may need to take a break or stop for coffee.



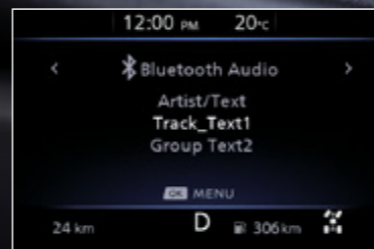
Turn-by-turn Directions



Driving Aids



Intelligent Driver Alertness



Bluetooth Audio



BOOK A
TEST DRIVE



REQUEST A
CALL BACK



REQUEST
A QUOTE



LOCATE A
DEALER



Comfort Rear Seating Cushions

Noise-reducing Acoustic Glass

Fatigue-reducing seats

FATIGUE-REDUCING ALL DAY COMFORT SEATS

FIND SANCTUARY WHEREVER YOU GO

Relax in so much comfort and style, you'll never want to leave. Whether it's a road trip with the squad or date night, you've got upscale accommodations with unique interior trim, special orange-accented logos and stitching in the PRO-4X and anodised black panels. Make those long drives fly by with a quieter cabin featuring supportive, fatigue-reducing front seats with available leather. Tailor your environment just the way you like it with Dual Zone Climate Control. And an 8-way power adjustable driver's seat, plus recontoured rear seats with a new rear armrest and dual cup-holders in the back, means every seat is the best seat in the new Navara.



BOOK A TEST DRIVE



REQUEST A CALL BACK



REQUEST A QUOTE



LOCATE A DEALER



BOOK A TEST DRIVE



REQUEST A CALL BACK

CARGO AND STORAGE

STORE IT, HIDE IT, LOCK IT, LOVE IT.

Life can get messy. Navara brings order to the chaos. Tuck things away with a high-capacity glove compartment, a roomy centre console and dedicated storage under the climate control section. Keep your electronics charged up with handy USB ports. Nissan innovation is everywhere you look: the cupholders are perfect for holding drinks, but when not in use the "dog-bone" design is ideally shaped to hold your cell phone.



REQUEST A QUOTE

2ND ROW FLEXIBILITY

FLIP IT UP, OR JUST STRETCH OUT AND ENJOY.

Navara maximises storage inside and out. The rear seats feature under-seat storage to keep items from prying eyes, and can stay flipped up to help carry taller items. The rear seats also feature a fold-down armrest with cup-holders, and have even been re-contoured for more support – so passengers are guaranteed five star comfort on road trips, too.



LOCATE A DEALER



EVERYTHING ON THE AGENDA, AND NOTHING OFF LIMITS

As soon as you see your new Navara, designed for work or play – your heart beats a little faster. Every day is going to be exceptional – every experience can be yours for the taking. It starts with rugged looks that let you stand out from the crowd. But the real fun begins when you point that chiseled nose towards the horizon and hunt down excitement. Bring your family, colleagues or friends – you’ve got all the room you need. Scale a mountain, journey back home – eMakhaya, visit the work site, hit the beach.

With power, capability and advanced tech along for the ride, it’s a whole new world – your new world. So gear up for adventure, and get ready to go where you’ve never been before. Your journey in an authentic locally produced bakkie starts now.



**BOOK A
TEST DRIVE**



**REQUEST A
CALL BACK**



**REQUEST
A QUOTE**



**LOCATE A
DEALER**



NISSAN NAVARA

NISSAN NAVARA APPROVED ACCESSORIES FOR YOUR NEEDS

Nissan Genuine Accessories comply with Nissan Accessory Design Standards (NADS) to ensure best performance, durability, quality and support. Nissan South Africa warrants Nissan Genuine Accessories supplied by an authorised Nissan dealer. With authentic Nissan parts, these are designed for customers' peace of mind and satisfaction. In addition to the list of genuine accessories, Nissan also has a selected range of additional accessories from respected suppliers to satisfy a broad range of specific needs.

Personalise your new Navara with a range of Nissan Genuine Accessories that reflect your personality, lifestyle and functional needs. Accessories are designed to improve the new Navara's style, design, functionality and performance. Personalising your vehicle enables you to stand out from the rest of the pack to showcase versatile looks and capabilities of the vehicle to meet play or working conditions.

Nissan accessories are not available from any other aftermarket competitors or any other retail stores, only available through a Nissan approved dealership. Nissan South Africa warrants all Nissan Genuine Accessories supplied by an authorised Nissan dealer. Fitting accessories from Nissan approved dealerships maintains the vehicle's safety plus integrity and will not affect the 6 Year or 150 000km warranty.



BOOK A TEST DRIVE



REQUEST A CALL BACK



REQUEST A QUOTE



LOCATE A DEALER

TAILORED FOR YOU, TAILORED FOR YOUR NEEDS

From lifestyle, protection, functional enhancements, technology and design - the full range of Genuine Accessories accessories are available for dealer fitment. Nissan Genuine Accessories are specifically designed and manufactured to fit new Navara vehicles to ensure optimal vehicle performance in support of vehicle warranty. The core styling has been engineered, tested and approved by Nissan's Global Design Centre to ensure best performance, durability, quality and support.



**BOOK A
TEST DRIVE**



**REQUEST A
CALL BACK**



**REQUEST
A QUOTE**



**LOCATE A
DEALER**



NUDGE BAR



SPORTS BAR



TONNEAU COVER
TAIL LAMP SURROUNDS



TAILGATE GARNISH



HEAD LAMP SURROUNDS
BONNET GUARD



18" ALLOY WHEELS
FENDER FLARES



TOW BAR

COLOURS



White (S) - QM1



Silver (M) - KY0



Techno Grey (M) - KY5



Red (S) - AX6



Blue (M) - B16



Infinite Black (S) - KH3



Warrior Grey (PM) - KBY
Available on PRO-2X and PRO-4X only

PRO-2X and PRO-4X models are available in White (S) - QM1, Red (S) - AX6, Infinite Black (S) - KH3, and Warrior Grey (PM) - KBY


TRIMS



CLOTH (SE and SE Plus grades)



BLACK LEATHER (LE grade)



BLACK LEATHER (PRO-4x)

WHEELS



16" STEEL (SINGLE CAB)



17" STEEL



17" ALLOY



18" ALLOY



17" ALLOY



BOOK A TEST DRIVE



REQUEST A CALL BACK



REQUEST A QUOTE



LOCATE A DEALER

CUSTOMER SERVICE PROMISE



Service with a Value



Service with Trust



Sustainable Future

NISSAN

For more information visit:

<https://www.nissan.co.za/owners/nissan-service-promise.html>



BOOK A
TEST DRIVE



REQUEST A
CALL BACK



REQUEST
A QUOTE



LOCATE A
DEALER



BOOK A TEST DRIVE



REQUEST A CALL BACK



REQUEST A QUOTE



LOCATE A DEALER

Model	Unit of Measure	2.5DDTi XE 4X2 MT	2.5DDTi XE 4X4 MT	2.5DDTi SE 4X2 MT	2.5DDTi SE 4X2 AT	2.5DDTi SE 4X4 MT	2.5DDTi SE Plus 4X2 MT
ENGINE							
Engine		2.5DDTi Mid Output	2.5DDTi Mid Output	2.5DDTi Mid Output	2.5DDTi High Output	2.5DDTi Mid Output	2.5DDTi Mid Output
Engine displacement	cc	2488	2488	2488	2488	2488	2488
Bore and stroke	mm	89.0 x 100.0	89.0 x 100.0	89.0 x 100.0	89.0 x 100.0	89.0 x 100.0	89.0 x 100.0
Maximum power	kW/rpm	120/3600	120/3600	120/3600	140/3600	120/3600	120/3600
Maximum torque	Nm/rpm	403/2000	403/2000	403/2000	450/2000	403/2000	403/2000
Fuel type		Diesel	Diesel	Diesel	Diesel	Diesel	Diesel
Fuel tank capacity	ℓ	80	80	80	80	80	80
Fuel consumption (combined cycle)	ℓ/100km	7.2	8.1	7.2	8.1	7.6	7.2
TRANSMISSION & DRIVE TRAIN							
Transmission		6-Speed Manual	6-Speed Manual	6-Speed Manual	7-Speed Automatic	6-Speed Manual	6-Speed Manual
Driven wheels		2WD	4WD	2WD	2WD	4WD	2WD
Electronic rear differential lock		-	-	Std	Std	Std	Std
SUSPENSION							
Front		Independent double-wishbone + stabiliser	Independent double-wishbone + stabiliser	Independent double-wishbone + stabiliser	Independent double-wishbone + stabiliser	Independent double-wishbone + stabiliser	Independent double-wishbone + stabiliser
Rear		Leaf Spring	Leaf Spring	5-Link Coil Spring	5-Link Coil Spring	5-Link Coil Spring	5-Link Coil Spring
WEIGHTS & CAPACITY							
Gross Combination Mass (GCM)	kg	6130	6130	6130	6130	6130	6130
Gross Vehicle Mass (GVM)	kg	3035	3035	3035	3035	3035	3035
Tare mass	kg	1894	1977	1894	1904	1977	1894
Payload	kg	1148	1067	1064	1053	981	1064
Maximum towing capacity unbraked	kg	750	750	750	750	750	750
Maximum towing capacity braked	kg	3500	3500	3500	3500	3500	3500
DIMENSIONS							
Overall length	mm	5210	5210	5210	5210	5210	5260
Overall width (excluding mirrors)	mm	1850	1850	1850	1850	1850	1850
Overall height	mm	1795	1800	1815	1815	1825	1815
Wheelbase	mm	3150	3150	3150	3150	3150	3150
Ground clearance (to rear axle)	mm	213	213	221	221	221	221
Front track	mm	1570	1570	1570	1570	1570	1570
Rear track	mm	1570	1570	1570	1570	1570	1570
Front overhang	mm	885	885	885	885	885	885
Rear overhang	mm	1175	1175	1175	1175	1175	1225
Turning circle (wall to wall)	m	6,7	6,7	6,7	6,7	6,7	6,7
Approach angle	Degrees	31,7	32,5	31,7	31,7	32,5	31,7
Departure angle	Degrees	28,4	29,1	28,4	28,4	29,1	25,8
Ramp break-over angle	Degrees	22,2	23,2	22,2	22,2	23,2	22,2
Load box length - top	mm	1471	1471	1471	1471	1471	1471
Load box length - floor	mm	1509	1509	1509	1509	1509	1509
Load box width - top	mm	1492	1492	1492	1492	1492	1492
Load box width - floor	mm	1560	1560	1560	1560	1560	1560
Load box width - between wheel arches	mm	1134	1134	1134	1134	1134	1134
Load box width - tailgate opening	mm	1358	1358	1358	1358	1358	1358
Load box height (Front - Rear)	mm	493-500	493-500	493-500	493-500	493-500	493-500
WHEELS & TYRES							
Wheel size and type		16" Steel	16" Steel	17" Steel	17" Steel	17" Steel	17" Alloy
Tyre		205/65 R16 AT	205/65 R16 AT	255/65 R17 AT	255/65 R17 AT	255/65 R17 AT	255/65 R17 AT

2.5DDTi SE Plus 4X2 AT	2.5DDTi SE Plus 4X4 MT	2.5DDTi LE 4X2 AT	2.5DDTi LE 4X4 AT	2.5DDTi LE PLUS 4X2 AT	2.5DDTi LE PLUS 4X4 AT	2.5DDTi PRO-2X 4X2 AT	2.5DDTi PRO-4X 4X4 AT
2.5DDTi High Output	2.5DDTi Mid Output	2.5DDTi High Output	2.5DDTi High Output	2.5DDTi High Output	2.5DDTi High Output	2.5DDTi High Output	2.5DDTi High Output
2488	2488	2488	2488	2488	2488	2488	2488
89.0 x 100.0	89.0 x 100.0	89.0 x 100.0	89.0 x 100.0	89.0 x 100.0	89.0 x 100.0	89.0 x 100.0	89.0 x 100.0
140/3600	120/3600	140/3600	140/3600	140/3600	140/3600	140/3600	140/3600
450/2000	403/2000	450/2000	450/2000	450/2000	450/2000	450/2000	450/2000
Diesel	Diesel	Diesel	Diesel	Diesel	Diesel	Diesel	Diesel
80	80	80	80	80	80	80	80
8.1	7.6	8.1	8.1	8.1	8.1	8.1	8.1
7-Speed Automatic	6-Speed Manual	7-Speed Automatic	7-Speed Automatic	7-Speed Automatic	7-Speed Automatic	7-Speed Automatic	7-Speed Automatic
2WD	4WD	2WD	4wd	2wd	4WD	2WD	4WD
Std	Std	Std	Std	Std	Std	Std	Std
Independent double-wishbone + stabiliser	Independent double-wishbone + stabiliser	Independent double-wishbone + stabiliser	Independent double-wishbone + stabiliser	Independent double-wishbone + stabiliser	Independent double-wishbone + stabiliser	Independent double-wishbone + stabiliser	Independent double-wishbone + stabiliser
5-Link Coil Spring	5-Link Coil Spring	5-Link Coil Spring	5-Link Coil Spring	5-Link Coil Spring	5-Link Coil Spring	5-Link Coil Spring	5-Link Coil Spring
6130	6130	6130	6130	6130	6130	6130	6130
3035	3035	3115	3115	3115	3115	3115	3115
1904	1977	1943	2023	1943	2023	1943	2023
1053	981	1086	1003	1086	1003	1086	1003
750	750	750	750	750	750	750	750
3500	3500	3500	3500	3500	3500	3500	3500
5260	5260	5260	5260	5260	5260	5260	5260
1850	1850	1850	1850	1850	1850	1875	1875
1815	1825	1815	1825	1815	1825	1845	1855
3150	3150	3150	3150	3150	3150	3150	3150
221	221	221	221	221	221	221	221
1570	1570	1570	1570	1570	1570	1570	1570
1570	1570	1570	1570	1570	1570	1570	1570
885	885	885	885	885	885	885	885
1225	1225	1225	1225	1225	1225	1225	1225
6,7	6,7	6,7	6,7	6,7	6,7	6,7	6,7
31,7	32,5	31,7	32,6	31,7	32,6	31,7	32,6
25,8	26,4	25,8	26,5	25,8	26,5	25,8	26,5
22,2	23,2	22,2	23,3	22,2	23,3	22,2	23,3
1471	1471	1471	1471	1471	1471	1471	1471
1509	1509	1509	1509	1509	1509	1509	1509
1492	1492	1492	1492	1492	1492	1492	1492
1560	1560	1560	1560	1560	1560	1560	1560
1134	1134	1134	1134	1134	1134	1134	1134
1358	1358	1358	1358	1358	1358	1358	1358
493-500	493-500	493-500	493-500	493-500	493-500	493-500	493-500
17" Alloy	17" Alloy	18" Alloy	18" Alloy	18" Alloy	18" Alloy	17" Alloy	17" Alloy
255/65 R17 AT	255/65 R17 AT	255/60 R18 HT	255/60 R18 HT	255/60 R18 HT	255/60 R18 HT	255/65 R17 AT	255/65 R17 AT

Spare wheel		Full size steel	Full size steel	Full size steel	Full size steel	Full size steel	Full size steel
EXTERIOR							
Grill		Black	Black	Black	Black	Black	Black
Front bumper		Body Coloured	Body Coloured	Body Coloured	Body Coloured	Body Coloured	Body Coloured
Rear bumper		-	-	-	-	-	Body Coloured
Side steps		-	-	-	-	-	Black
Over-fender		-	-	-	-	-	-
Roof rails		-	-	-	-	-	-
Door mirror finish		Black	Black	Black	Black	Black	Black
Door mirrors		Power + Manual Fold	Power + Manual Fold	Power + Manual Fold	Power + Manual Fold	Power + Manual Fold	Power + Manual Fold
Door handles		Black	Black	Black	Black	Black	Black
Front and rear mudflaps		Std	Std	Std	Std	Std	Std
Front towing hook		Std	Std	Std	Std	Std	Std
Headlights		Halogen	Halogen	Halogen	Halogen	Halogen	Halogen
Fog lights		-	-	-	-	-	-
Daytime running lights		-	-	-	-	-	-
2 channel Utili-Track™ system		-	-	-	-	-	-
12V outlet inside load box		-	-	Std	Std	Std	Std
Tow-bar		-	-	-	-	-	-
Spare wheel lock		Accessory Fitted *	Accessory Fitted *	Accessory Fitted *	Accessory Fitted *	Accessory Fitted *	Accessory Fitted *
Carpet Set		Accessory Fitted *	Accessory Fitted *	Accessory Fitted *	Accessory Fitted *	Accessory Fitted *	Accessory Fitted *
COMFORT & CONVENIENCE							
Front seat type		Separate Seat	Separate Seat	Separate Seat	Separate Seat	Separate Seat	Separate Seat
Driver seat adjustment		4-way Manual	4-way Manual	6-way Manual	6-way Manual	6-way Manual	6-way Manual
Passenger seat adjustment		4-way Manual	4-way Manual	4-way Manual	4-way Manual	4-way Manual	4-way Manual
Seat upholstery		Fabric	Fabric	Fabric	Fabric	Fabric	Fabric
12V outlet inside cabin x2		1	1	2	2	2	2
USB Port (USB-Ax3 & USB-Cx1)		USB-A x1	USB-A x1	USB-Ax3 & USB-Cx1	USB-Ax3 & USB-Cx1	USB-Ax3 & USB-Cx1	USB-Ax3 & USB-Cx1
Air-conditioning		Manual	Manual	Manual	Manual	Manual	Manual
Rear air vents in centre console		-	-	Std	Std	Std	Std
Power windows with driver auto up/down		Std	Std	Std	Std	Std	Std
Rear screen		Manual Slide	Manual Slide	Manual Slide	Manual Slide	Manual Slide	Manual Slide
Remote central locking		Std	Std	Std	Std	Std	Std
Speed sensing auto door lock		Std	Std	Std	Std	Std	Std
Intelligent Keyless Entry		-	-	-	-	-	-
Push Button Start		-	-	-	-	-	-
Auto dimming rear view mirror		-	-	-	-	-	-
AUDIO & CONNECTIVITY							
Audio - CD, AM/FM, RDS, Bluetooth® connectivity		Std	Std	Std	Std	Std	Std
NissanConnect with Android Auto & Apple CarPlay		-	-	-	-	-	-
8" Touch screen display		-	-	-	-	-	-
Steering wheel audio controls		Std	Std	Std	Std	Std	Std

Full size steel	Full size steel	Full size alloy	Full size alloy	Full size alloy	Full size alloy	Full size alloy	Full size alloy
Black	Black	Chrome	Chrome	Chrome	Chrome	Black	Black
Body Coloured	Body Coloured	Body Coloured	Body Coloured	Body Coloured	Body Coloured	Body Coloured	Body Coloured
Body Coloured	Body Coloured	Body Coloured	Body Coloured	Body Coloured	Body Coloured	Body Coloured	Body Coloured
Black	Black	Silver	Silver	Silver	Silver	Black	Black
-	-	-	-	-	-	Black	Black
-	-	Silver	Silver	Silver	Silver	Black	Black
Black	Black	Body Coloured	Body Coloured	Body Coloured	Body Coloured	Black	Black
Power + Manual Fold	Power + Manual Fold	Power + Auto Fold	Power + Auto Fold	Power + Auto Fold	Power + Auto Fold	Power + Auto Fold	Power + Auto Fold
Black	Black	Chrome	Chrome	Chrome	Chrome	Black	Black
Std	Std	Std	Std	Std	Std	Std	Std
Std	Std	Std	Std	Std	Std	Std	Std
Halogen	Halogen	LED + Auto + Follow me home	LED + Auto + Follow me home	LED + Auto + Follow me home	LED + Auto + Follow me home	LED + Auto + Follow me home	LED + Auto + Follow me home
-	-	Std	Std	Std	Std	Std	Std
-	-	Std	Std	Std	Std	Std	Std
-	-	Std	Std	Std	Std	Std	Std
-	-	Std	Std	Std	Std	Std	Std
-	-	-	-	-	-	Accessory Fitted *	Accessory Fitted *
Accessory Fitted *	Accessory Fitted *	Accessory Fitted *	Accessory Fitted *	Accessory Fitted *	Accessory Fitted *	Accessory Fitted *	Accessory Fitted *
Accessory Fitted *	Accessory Fitted *	Accessory Fitted *	Accessory Fitted *	Accessory Fitted *	Accessory Fitted *	Accessory Fitted *	Accessory Fitted *
COMFORT & CONVENIENCE							
Separate Seat	Separate Seat	Separate Seat	Separate Seat	Separate Seat	Separate Seat	Separate Seat	Separate Seat
6-way Manual	6-way Manual	6-way Manual	6-way Manual	8-way Power	8-way Power	8-way Power	8-way Power
4-way Manual	4-way Manual	4-way Manual	4-way Manual	4-way Manual	4-way Manual	4-way Manual	4-way Manual
Fabric	Fabric	Fabric	Fabric	Leather	Leather	Leather	Leather
2	2	2	2	2	2	2	2
USB-Ax3 & USB-Cx1	USB-Ax3 & USB-Cx1	USB-Ax3 & USB-Cx1	USB-Ax3 & USB-Cx1	USB-Ax3 & USB-Cx1	USB-Ax3 & USB-Cx1	USB-Ax3 & USB-Cx1	USB-Ax3 & USB-Cx1
Manual	Manual	Automatic Dual Zone	Automatic Dual Zone	Automatic Dual Zone	Automatic Dual Zone	Automatic Dual Zone	Automatic Dual Zone
Std	Std	Std	Std	Std	Std	Std	Std
Std	Std	Std	Std	Std	Std	Std	Std
Manual Slide	Manual Slide	Manual Slide	Manual Slide	Manual Slide	Manual Slide	Power Sliding	Power Sliding
Std	Std	Std	Std	Std	Std	Std	Std
Std	Std	Std	Std	Std	Std	Std	Std
-	-	Std	Std	Std	Std	Std	Std
-	-	Std	Std	Std	Std	Std	Std
-	-	-	-	-	-	Std	Std
Std	Std	Std	Std	Std	Std	Std	Std
-	-	Std	Std	Std	Std	Std	Std
-	-	Std	Std	Std	Std	Std	Std
Std	Std	Std	Std	Std	Std	Std	Std

*NISSAN APPROVED ACCESSORY OPTION INCLUDED IN MODEL PRICE. CUSTOMER CHOICE AVAILABLE TO ORDER WITH OR WITHOUT.



BOOK A TEST DRIVE



REQUEST A CALL BACK



REQUEST A QUOTE



LOCATE A DEALER

Model	Unit of Measure	2.5DDTi XE 4X2 MT	2.5DDTi SE 4X2 MT	2.5DDTi SE 4X4 MT
ENGINE				
Engine		2.5DDTi Mid Output	2.5DDTi Mid Output	2.5DDTi Mid Output
Engine displacement	cc	2488	2488	2488
Bore and stroke	mm	89.0 x 100.0	89.0 x 100.0	89.0 x 100.0
Maximum power	kW/rpm	120/3600	120/3600	120/3600
Maximum torque	Nm/rpm	403/2000	403/2000	403/2000
Fuel type		Diesel	Diesel	Diesel
Fuel tank capacity	ℓ	80	80	80
Fuel consumption (combined cycle)	ℓ/100km	7.2	7.2	7.6
TRANSMISSION & DRIVE TRAIN				
Transmission		6-Speed Manual	6-Speed Manual	6-Speed Manual
Driven wheels		2WD	2WD	4WD
Electronic rear differential lock		-	Std	Std
SUSPENSION				
Front		Independent double-wishbone + stabiliser	Independent double-wishbone + stabiliser	Independent double-wishbone + stabiliser
Rear		Leaf Spring	Leaf Spring	Leaf Spring
WEIGHTS & CAPACITY				
Gross Combination Mass (GCM)	kg	6130	6130	6130
Gross Vehicle Mass (GVM)	kg	2940	2940	3010
Tare mass	kg	1714	1723	1803
Payload	kg	1144	1132	1119
Maximum towing capacity unbraked	kg	750	750	750
Maximum towing capacity braked	kg	3500	3500	3500
DIMENSIONS				
Overall length	mm	5235	5235	5235
Overall width (excluding mirrors)	mm	1790	1790	1790
Overall height	mm	1750	1750	1760
Wheelbase	mm	3150	3150	3150
Ground clearance (to rear axle)	mm	209	209	208
Front track	mm	1550	1550	1550
Rear track	mm	1550	1550	1550
Front overhang	mm	885	885	885
Rear overhang	mm	1200	1200	1200
Turning circle (wall to wall)	m	6,4	6,4	6,4
Approach angle	Degrees	30,8	30,8	32
Departure angle	Degrees	26,7	26,7	26,5
Ramp break-over angle	Degrees	22,1	22,1	22,7
Load box length - top	mm	2311	2311	2311
Load box length - floor	mm	2353	2353	2353
Load box width - top	mm	1552	1552	1552
Load box width - floor	mm	1560	1560	1560
WHEELS & TYRES				
Wheel size and type		16" Steel	16" Steel	16" Steel
Tyre		205/R16 AT	205/R16 AT	205/R16 AT
Spare wheel		Full size steel	Full size steel	Full size steel
EXTERIOR				
Door mirrors		Power + Manual Fold	Power + Manual Fold	Power + Manual Fold

Headlights		Halogen	Halogen	Halogen
Fog lights		-	-	-
Spare wheel lock		Accessory Fitted *	Accessory Fitted *	Accessory Fitted *
Carpet Set		Accessory Fitted *	Accessory Fitted *	Accessory Fitted *
COMFORT & CONVENIENCE				
Front seat type		Split bench seat	Separate seat	Separate seat
Driver seat adjustment		4-way Manual	6-way Manual	6-way Manual
Passenger seat adjustment		2-way Manual	4-way Manual	4-way Manual
Seat upholstery		PVC	Fabric	Fabric
12V outlet inside cabin		1	2	2
USB port (USB-A)		-	1	1
Air-conditioning		Manual	Manual	Manual
Power windows with driver auto up/down		Std	Std	Std
Remote central locking		Std	Std	Std
AUDIO & CONNECTIVITY				
Audio - CD,AM/FM,RDS,Bluetooth® connectivity		-	Std	Std
Steering wheel audio controls		-	Std	Std
SAFETY & SECURITY				
Driver and front passenger airbags		Std	Std	Std
Side airbags		-	Std	Std
Curtain airbags		-	Std	Std
Driver knee airbag		-	Std	Std
Immobiliser		Std	Std	Std
Alarm		-	Std	Std
Anti-lock Braking System (ABS)		Std	Std	Std
Electronic Brake Force Distribution (EBD)		Std	Std	Std
Brake Assist (BA)		Std	Std	Std
Vehicle Dynamic Control (VDC)		-	Std	Std
Trailer Stability Assist (TSA)		-	Std	Std
Hill Start Assist (HSA)		-	Std	Std
Hill Descent Control (HDC)		-	-	Std
SERVICE & WARRANTY				
Service interval		15,000 km	15,000 km	15,000 km
Service plan		Optional	Optional	Optional
Warranty		6 year / 150,000 km	6 year / 150,000 km	6 year / 150,000 km
COLOURS				
White (S)	QM1	•	•	•
Silver (M)	KY0	•	•	•
Techno Grey (M)	KY5	•	•	•
Infinite Black (S)	KH3	•	•	•
Red (S)	AX6	•	•	•
Starling Blue (M)	B16	•	•	•

*NISSAN APPROVED ACCESSORY OPTION INCLUDED IN MODEL PRICE. CUSTOMER CHOICE AVAILABLE TO ORDER WITH OR WITHOUT.

NOTICE, FUEL CONSUMPTION AND EMISSIONS: Quoted fuel consumption and emission values have been established using the prescribed method of measurement (United Nations Economic Commission for Europe "ECE" Regulation R101 in the current version) as required under legislation. The fuel economy information is "ideal world" testing figures, supplied for the purpose of comparison between the various types of vehicles. In "real world" driving conditions, other factors such as driving style, fuel quality, weather, altitude, tyre pressure, etc. can all influence the fuel consumption results for any given vehicle.

NOTICE, TOWING ADVISORY: The stated towing capacity is the maximum trailer mass that the Nissan NAVARA is designed to tow. However, the combined mass of the vehicle and trailer should never exceed the Gross Combination Mass of the vehicle. Should the gross mass of the trailer exceed 750 kilograms, but not exceed the vehicle Tare, the trailer should be equipped with a parking brake and either an overrun brake or service brake. Should the Gross Vehicle Mass of the trailer exceed 750 kilograms as well as the vehicle Tare, but not exceed 3 500 kilograms (3.5 tons), the trailer should be equipped with a parking brake and a service brake.

NOTICE, MASS AND CAPACITIES: Kerb weight refers to the unladen weight of the vehicle including a full tank of fuel. Payload refers to the total carrying capacity of vehicle (without vehicle kerb weight), including driver, passengers and load. Gross Vehicle Mass (GVM) refers to the maximum allowable mass of the vehicle when fully loaded, including driver, passengers, fuel and load. Gross Combination Mass (GCM) refers to the maximum allowable mass of the vehicle (GVM) and towed/trailer mass.

Optional equipment can result in an increase/decrease in the unladen weight and consequently affect the payload. Due to production tolerances/tyre sizes/type of running gear, the actual dimensions can differ slightly from the figures supplied in this brochure.



BOOK A TEST DRIVE



REQUEST A CALL BACK



REQUEST A QUOTE



LOCATE A DEALER



Nissan's commitment to the environment

Nissan's environmental philosophy embraces people, vehicles and nature. In the pursuit of a sustainable mobile society, the Nissan Green Program aims to reduce the environmental impact of Nissan vehicles at every stage of the vehicle life cycle, while corporate activities address environmental challenges.

NISSAN'S commitment to quality: to provide all customers with a consistently high level of quality Nissan applies the standard worldwide, to ensure that all Nissan owners enjoy peace of mind for the lives of their vehicles. The approach is based on quality from the customer's perspective on three key elements: 1. The expectation of a smooth driving experience with complete peace of mind. 2. The intangible appeal of a vehicle, its power to captivate and excite, with features that capture attention and imagination. 3. The level of attentiveness and service during the sales process, and long after the sale is concluded.

Legal Notice

Every effort has been made to ensure that the content of this brochure is correct at the time of going to print. This brochure has been produced featuring prototype or accessorised vehicles exhibited at motor shows and, in accordance with the company's policy of continuously improving its products, Nissan South Africa reserves the right to change the specification and the vehicles described and shown in this brochure at any time. Nissan Dealers will be informed of any such modifications as quickly as possible. Please check with your local Nissan Dealer to receive the most up-to-date information. Due to the limitations of the printing processes used, the colours shown in this brochure may differ slightly from the actual colours of the paint and interior trim materials used. All rights reserved. Reproduction in whole or part of this brochure without the written permission from Nissan is forbidden. Quoted fuel consumption and emission values have been established using the prescribed method of measurement (United Nations Economic Commission for Europe "ECE" Regulation R101 in the current version) as required under current legislation. This data does not pertain to the specific vehicle and does not comprise part of the offer, but is supplied for the purpose of comparison between the various types of vehicles, in accordance with 1999/94/EC. Driving behaviour / conditions and other non-technical factors contribute towards a vehicle's fuel consumption and CO₂ emissions over and above the determined fuel efficiency of a vehicle.

PHONE US TOLL FREE ON: 0800 NISSAN (647 726)

FOLLOW NISSAN ON:



**BOOK A
TEST DRIVE**



**REQUEST A
CALL BACK**



**REQUEST
A QUOTE**



**LOCATE A
DEALER**



Nissan Intelligent Mobility moves you one step ahead. In cars that feel like an extension of you, helping you see more and sense more, reacting with you, and sometimes even for you. Nissan Intelligent Mobility is about a better future – moving us to a world that’s safer, more sustainable, and exciting.

visit our website at: www.nissan.co.za